

Constant Contact Survey Results

Campaign Name: 2026 Budget Survey


Survey Starts: 184

Survey Submits: 85

Export Date: 11/17/2025 05:48 PM






MULTIPLE CHOICE

What ward of the Township of Brock do you live in?

Answer Choice	0%	100%	Number of Responses	Responses Ratio
Ward 1			19	22%
Ward 2			16	18%
Ward 3			22	25%
Ward 4			18	21%
Ward 5			10	11%
None			0	0%
Total Responses			85	100%




CHECKBOXES

What age category do you fall in?

Answer Choice	0%	100%	Number of Responses	Responses Ratio
15-24			2	2%
25-34			13	15%
35-44			22	25%
45-64			35	41%
65+			14	16%
Total Responses			85	100%

CHECKBOXES

Which of the following best represents your relationship with the Township of Brock?

Answer Choice	0%	100%	Number of Responses	Responses Ratio
Resident or property owner			84	98%
Business owner			6	7%
Work in town			7	8%
Visitor (uses Township services but does not reside in Brock Township)			1	1%
Total Responses			85	100%











CHECKBOXES

For every \$100 of property taxes, the Township receives \$37, the Region of Durham receives \$52, and the Durham School Boards receive \$11. How satisfied are you with the value you receive from the portion of your tax dollars utilized by the Township for municipal services?

Answer Choice	0%	100%	Number of Responses	Responses Ratio
Very satisfied			5	5%
Somewhat satisfied			25	29%
Neutral			23	27%
Somewhat dissatisfied			16	18%
Very dissatisfied			16	18%
Total Responses			85	100%

CHECKBOXES

Please select up to 5 services from the list below that you feel should be priorities for funding in the 2026 budget.

Answer Choice	0%	100%	Number of Responses	Responses Ratio
Roads, sidewalk, and infrastructure maintenance			70	82%
Snow removal and winter operations			53	62%
Parks and recreation			42	49%
Fire and emergency services			47	55%
Planning, building, and development			34	40%
Environmental protection			18	21%
Customer service and communication			12	14%
Local business development & retention			44	51%
Programing, camps and events			22	25%
By-Law enforcement			24	28%
Total Responses			85	100%

OPEN QUESTION

The Township has several projects on the go or planned for coming years, as detailed in the plans, reports and studies section on our website. From the plans and studies, is there a special project that you would like to put forward for consideration in the 2026 or future year budgets? Please view the Asset Management Plan, Parks, Recreation and Culture Master Plan and the Waterfront Area & Open Spaces Plan on our website. www.townshipofbrock.ca/municipal-office/plans-reports-and-studies/

The park update in Cannington. The tennis courts are in usable. A walking trail would also be a nice addition and splash pad.

Ward 1 North harbour replace/ repair goat bumper boards attached to the pier. And maintenance on the grass portion. Thx

Sunderland needs a pickleball court that can be utilized for seniors - the fasted growing activity for seniors and preferably year round.

Finishing the King Street Park, and adding fencing to keep motorized vehicles feom tearing it up, like the track for example.

Cut the salary of the library's CEO. She is never in the library. I don't know how she can get away with being off as often as she is. Cut her salary to 1/3 and you can hire three more library workers. Ridiculous that she's earning more than Scugog, Georgina, etc. \$150,000???

"Summary Report" is misspelled on the Plans, Reports and Studies landing page.

My suggestion for a special project would be to stop funding three old arenas and build a recreation complex out at the Three Bridges. It should have a pool and ice pads.

34 Response(s)

CHECKBOXES

The Township faces a major funding gap for maintaining key infrastructure per the 10-year Asset Management Plan. Special levies currently fund reserves for asset upkeep. A 2% infrastructure levy was introduced in 2025 for roads, buildings, and equipment. Given the ongoing deficit and future service impacts, for 2026, do you feel we should:

Answer Choice	0%	100%	Number of Responses	Responses Ratio
Maintain special levies at the current rate			56	65%
Increase special levy (deficit will decrease sooner)			19	22%
Decrease special levy (deficit will continue to grow)			5	5%
Remove special levy (deficit will rapidly grow)			9	10%
Total Responses			85	100%






NUMERIC SCALE

Road maintenance

Answer Choice	0%	100%	Number of Responses	Responses Ratio
1 (Lower Range)			10	11%
2			17	20%
3			32	37%
4			18	21%
5 (Upper Range)			8	9%
Mean	2.96			
Median	3.00			
Total Responses			85	100%






NUMERIC SCALE

Sidewalk & trail maintenance

Answer Choice	0%	100%	Number of Responses	Responses Ratio
1 (Lower Range)			5	5%
2			18	21%
3			38	44%
4			19	22%
5 (Upper Range)			5	5%
Mean	3.01			
Median	3.00			
Total Responses			85	100%






NUMERIC SCALE

Parks and green spaces

Answer Choice	0%	100%	Number of Responses	Responses Ratio
1 (Lower Range)			6	7%
2			11	12%
3			36	42%
4			20	23%
5 (Upper Range)			12	14%
Mean	3.25			
Median	3.00			
Total Responses			85	100%






NUMERIC SCALE

Recreation and camp programming

Answer Choice	0%	100%	Number of Responses	Responses Ratio
1 (Lower Range)			10	11%
2			11	12%
3			38	44%
4			24	28%
5 (Upper Range)			2	2%
Mean	2.96			
Median	3.00			
Total Responses			85	100%






NUMERIC SCALE

By-law enforcement

Answer Choice	0%	100%	Number of Responses	Responses Ratio
1 (Lower Range)			15	17%
2			17	20%
3			32	37%
4			14	16%
5 (Upper Range)			7	8%
Mean	2.78			
Median	3.00			
Total Responses			85	100%






NUMERIC SCALE

Fire & Emergency Services

Answer Choice	0%	100%	Number of Responses	Responses Ratio
1 (Lower Range)			2	2%
2			4	4%
3			16	18%
4			32	37%
5 (Upper Range)			31	36%
Mean	4.01			
Median	4.00			
Total Responses			85	100%

NUMERIC SCALE

Customer service & communication

Answer Choice	0%	100%	Number of Responses	Responses Ratio
1 (Lower Range)			6	7%
2			15	17%
3			33	38%
4			22	25%
5 (Upper Range)			9	10%
Mean	3.15			
Median	3.00			
Total Responses			85	100%

NUMERIC SCALE

Planning, building & development

Answer Choice	0%	100%	Number of Responses	Responses Ratio
1 (Lower Range)			14	16%
2			15	17%
3			32	37%
4			18	21%
5 (Upper Range)			6	7%
Mean	2.85			
Median	3.00			
Total Responses			85	100%

NUMERIC SCALE

Local business development & retention

Answer Choice	0%	100%	Number of Responses	Responses Ratio
1 (Lower Range)			17	20%
2			24	28%
3			22	25%
4			15	17%
5 (Upper Range)			7	8%
Mean	2.66			
Median	3.00			
Total Responses			85	100%

OPEN QUESTION

9. Please tell us if there are other improvements you would like to see the Township make to the services listed above?

A focus on keeping local businesses

Clean up the main street in Beaverton. It has been in a steady decline.
By-law needs to start enforcing property standards. The increase of derelict properties is terrible.
Do SOMETHING about the abandoned subdivision on Osborne Street in Beaverton

Additional sidewalks added and improved from Maple Glen to Jones Street

We need to do something with the crumbling building on the main Street.

Police Services ticketing or at least present to encourage people to slow down and stop running stop signs.

Move spending from the Library's CEO salary to workers that will actually impact tax payers. Have our library join Scugog and Uxbridge so we can share costs for leadership.

39 Response(s)

MULTIPLE CHOICE

Would you support the Township exploring shared staffing and service agreements with neighboring municipalities to save money and improve service delivery?

Answer Choice	0%	100%	Number of Responses	Responses Ratio
Yes			41	48%
No			9	10%
Not Sure			7	8%
Depends on the service			28	32%
Other			0	0%
Total Responses			85	100%

CHECKBOXES

How do you currently receive updates about the Townships budget and services? Select all that apply.

Answer Choice	0%	100%	Number of Responses	Responses Ratio
Email news/notices (subscription required)			29	34%
Monthly e-newsletter			20	23%
Township website			31	36%
Council meetings and Council highlights			10	11%
Mail (printed newsletter)			15	17%
Social media (Facebook, Instagram, X etc.)			58	68%
Social Media community groups			26	30%
Budget Open House			2	2%
Other			4	4%
Total Responses			85	100%

CHECKBOXES

In your opinion, what are the best ways the Township can expand on communicating with residents? Please select all that apply.

Answer Choice	0%	100%	Number of Responses	Responses Ratio
Local radio advertising			5	5%
Large road signs			23	27%
Print and online advertising (Port Perry Standard, Durham Radio News website, Durham Region news website, etc.)			26	30%
Expanding on the quarterly mailed newsletter			38	44%
Enhanced community information boards at community centres, halls and central locations in each town.			34	40%
Other			11	12%

OPEN QUESTION

Please tell us what is the best way for the Township to involve you in future decisions?

Advertise more when meetings are happening and do more polls or surveys

Options to attend meetings virtually. Online voting and surveys

Social Media polls, newsletters.

Social media, and snail mail.

Website information

Keep me informed by email as is happening now.

28 Response(s)

OPEN QUESTION

Do you have any final suggestions regarding the 2026 budget or how the Township of Brock can improve it's services?

Prioritize Infrastructure development, and allocate budget towards making this town Accessible by improving commute options and commute time.

Sunderland splash pad would be the very best investment beside the new Sunderland arena with possibly a little pump track or skate park

Emergency preparedness - at least 1 town bldg with backup power, process for Brock to request resources from Durham/ON. The region gets the bulk of our taxes and was MIA during ice storm cleanup, and province should have been interfacing with Hydro.

Personal opinion, there needs to be more evaluation on the township level of missed opportunities. If we want to grow we need to seriously look at where that is possible with what we have now, not waiting until everything lines up.

Most of my concerns leads back to the lack of police enforcement. Speed limits mean nothing if there is no enforcement. And in Beaverton for example there is very little ticketing or enforcement.

Please don't use tax money to hire more staff. Use the money to actually deliver the services. Also, have staff go out on a special day and proactively pick up garbage along the roads. Put a call out for volunteers for this; I would help.

29 Response(s)